

Please print 7 of 73 Capital Hill park inside, Capital Hill commercial Estate CO Le Roux st & K101 Midrand

Fax : 011- 31248 77






Tel: 011-312 3393






10 years warranty on all electrical Earth Leakages and Circuit Breakers.

Din (rail) type earth leakages circuit breakers and distribution boards.

1 to 100 KVA Generators in stock at best possible price.

Better photos and more information can be viewed on www.icmsa.co.za

code	Description	Unit price	Photo
ICM 60 Amp	Earth leakage 63 A, 30ma , 3KA 220 volts with 2 Pole Isolator 380 volts with 4 Pole Isolator	R 155 R 365	
ICM DZ47	Single pole Circuit breakers 6A, 10A,16A, 20A, 25A, 32A, 40A, 50A, 63A 3 KA,	R 25	
2 pole 3 KVA	Double pole Circuit breakers 16A, 20A , 32A, 40A, 63A 3KA	R 51	
1Pole - 6KVA	Single pole circuit breaker 6A, 20 A, 32A, 63A, 100A	R 28	
3Pole3K VA	Three poles CB, 10A, 16A, 20A, 25A, 32A, 63A	R 75	
3P- 6KVA	Three poles CB, 100 A	R 85	
Change over	100Amp 3 Phase Manual Changeover switch incl heavy duty waterproof steel wall mount DB box	R 995	 With Steel wall mount box
DB30	Fire resistant plastic with terminals 6 ways wall mount 8 ways rail type wall mount 12 ways rail type flush 18 ways rail type flush 24 ways rail type wall flush	R 70 R 75 R 75 R 145 R 185	

DB50	Thick Steel distribution boards with plastic opening. 3 times thicker than ones in the market 8 ways rail type wall mount 12 ways rail type flush 12 ways rail type wall mount 24 ways rail type flush 36 ways rail type flush (2 rows)	R 107 R 115 R 140 R 205 R 295	
DB70	Steel distribution boards with fire-resistant plastic opening 12 ways wall mount 12 ways rail type flush 16 ways rail type flush 20 ways rail type flush	R 150 R 130 R 155 R 175	
	DB Blanks	R0.45	 6.5 KW with starter R4500
Bus Bars	1 Phase copper Bus bar 63 Amp	R 70/meter	All size Generators
All size Generators		Core drills	
Stainless Borehole Pumps,	Best prices for stainless steel borehole motor + pumps, cable, controller and 3 phase protection boxes. Also inverter welding, Tig, Plasma cutting machines.		0.37 KW 0.55 KW 0.75 KW 1 phase controller box with circuit breaker R 150

Prices are excluding VAT.

Order Form and other machineries on www.icmsa.co.za

Prices are C.O.D or advance payment. We do not offer credit facilities at this stage.

Banking details: ICM ABSA account no : 4050920218 branch no: 335645